

# How to Open the *TRACcess Padlock* with *eKEY*


**Android™**  
**Apple®**

1. Activate the padlock's Bluetooth®

1. Turn on the padlock's Bluetooth by pressing the center of the cylinder's bottom and *simultaneously* rotating the cylinder either clockwise or counterclockwise.

**NOTE:** An LED at the bottom of the cylinder will flash green after the Bluetooth has been successfully activated.

2. Open the TRACcess eKEY app and select **Open Device**.
3. Enter your PIN Code, and if needed, an Access Code.
4. Select **Begin**.
5. Wait for an eKEY success message to appear then rotate the padlock's cylinder clockwise until the shackle releases.



For Supra-Hosted Customers

# How to Open the *TRACcess Padlock* with *eKEY*

## Android Apple

### 2. Select Open Device

1. Turn on the padlock's Bluetooth by pressing the center of the cylinder's bottom and *simultaneously* rotating the cylinder either clockwise or counterclockwise.

**NOTE:** An LED at the bottom of the cylinder will flash green after the Bluetooth has been successfully activated.

2. Open the TRACcess eKEY app and select **Open Device**.
3. Enter your PIN Code, and if needed, an Access Code.
4. Select **Begin**.
5. Wait for an eKEY success message to appear then rotate the padlock's cylinder clockwise until the shackle releases.



# How to Open the *TRACcess Padlock* with *eKEY*

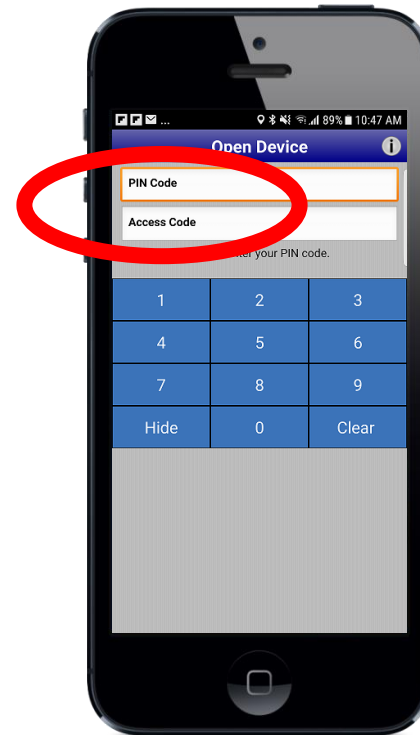
## Android Apple

### 3. Enter a PIN code

1. Turn on the padlock's Bluetooth by pressing the center of the cylinder's bottom and *simultaneously* rotating the cylinder either clockwise or counterclockwise.

**NOTE:** An LED at the bottom of the cylinder will flash green after the Bluetooth has been successfully activated.

2. Open the TRACcess eKEY app and select **Open Device**.
3. Enter your PIN Code, and if needed, an Access Code.
4. Select **Begin**.
5. Wait for an eKEY success message to appear then rotate the padlock's cylinder clockwise until the shackle releases.



# How to Open the *TRACcess Padlock* with *eKEY*

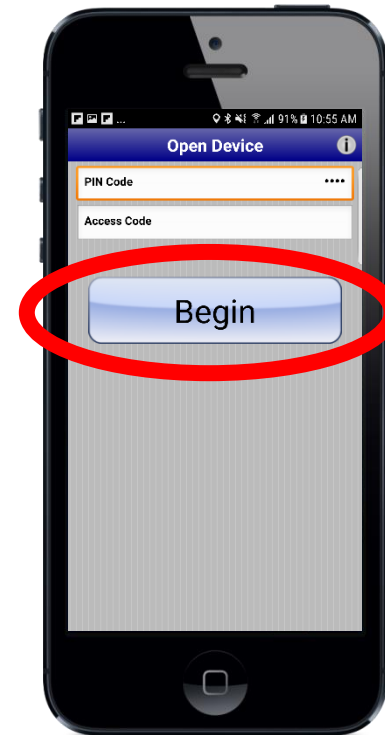
## Android Apple

### 4. Select **Begin**

1. Turn on the padlock's Bluetooth by pressing the center of the cylinder's bottom and *simultaneously* rotating the cylinder either clockwise or counterclockwise.

**NOTE:** An LED at the bottom of the cylinder will flash green after the Bluetooth has been successfully activated.

2. Open the TRACcess eKEY app and select **Open Device**.
3. Enter your PIN Code, and if needed, an Access Code.
4. Select **Begin**.
5. Wait for an eKEY success message to appear then rotate the padlock's cylinder clockwise until the shackle releases.



# How to Open the *TRACcess Padlock* with *eKEY*

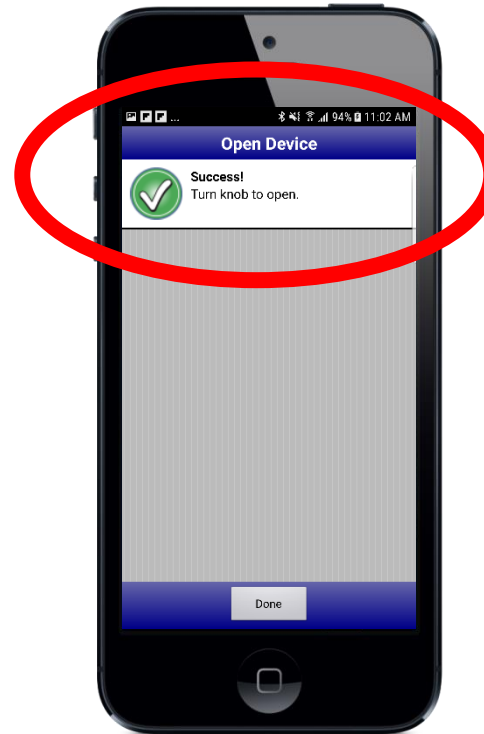
## Android Apple

### 5. Release the shackle

1. Turn on the padlock's Bluetooth by pressing the center of the cylinder's bottom and *simultaneously* rotating the cylinder either clockwise or counterclockwise.

**NOTE:** An LED at the bottom of the cylinder will flash green after the Bluetooth has been successfully activated.

2. Open the TRACcess eKEY app and select **Open Device**.
3. Enter your PIN Code, and if needed, an Access Code.
4. Select **Begin**.
5. Wait for an eKEY success message to appear then rotate the padlock's cylinder clockwise until the shackle releases.



For the latest information, visit us at  
[www.tracessmanager.com](http://www.tracessmanager.com).



© 2025 Honeywell International Inc. All rights reserved. Supra is a part of Honeywell. TRACcess and eKEY are registered trademarks of Honeywell. Other brand and product names are or may be the trademarks of, and are used to identify products or services of, their respective owners.