

How to Open the *TRACcess Padlock* with *eKEY*


Android™
Apple®

1. Activate the padlock's Bluetooth®

1. Turn on the padlock's Bluetooth by pressing the center of the cylinder's bottom and *simultaneously* rotating the cylinder either clockwise or counterclockwise.

NOTE: An LED at the bottom of the cylinder will flash green after the Bluetooth has been successfully activated.

2. Open the TRACcess eKEY app and select **Open Device**.
3. Enter your PIN Code, and if needed, an Access Code.
4. Select **Begin**.
5. Wait for an eKEY success message to appear then rotate the padlock's cylinder clockwise until the shackle releases.



How to Open the *TRACcess Padlock* with *eKEY*

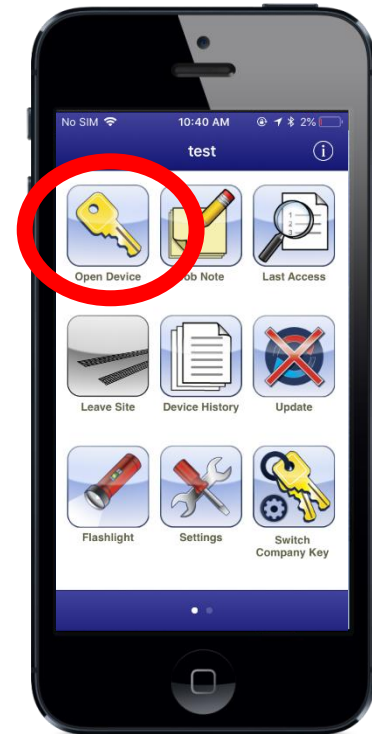
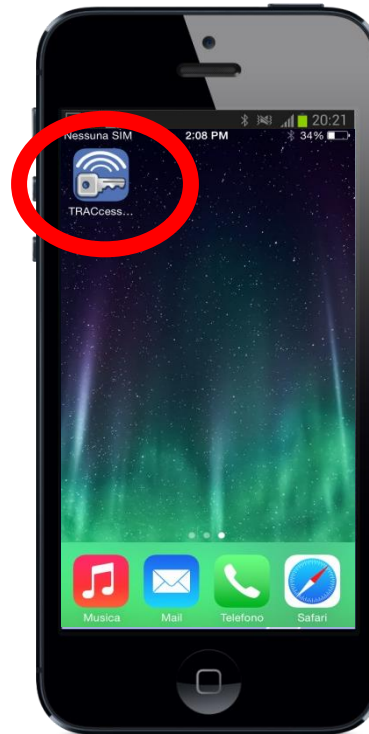
Android Apple

2. Select Open Device

1. Turn on the padlock's Bluetooth by pressing the center of the cylinder's bottom and *simultaneously* rotating the cylinder either clockwise or counterclockwise.

NOTE: An LED at the bottom of the cylinder will flash green after the Bluetooth has been successfully activated.

2. Open the TRACcess eKEY app and select **Open Device**.
3. Enter your PIN Code, and if needed, an Access Code.
4. Select **Begin**.
5. Wait for an eKEY success message to appear then rotate the padlock's cylinder clockwise until the shackle releases.



How to Open the *TRACcess Padlock* with *eKEY*

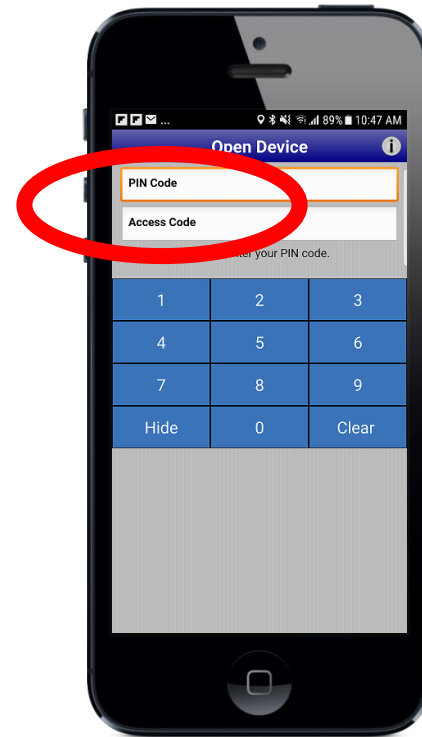
Android Apple

3. Enter a PIN code

1. Turn on the padlock's Bluetooth by pressing the center of the cylinder's bottom and *simultaneously* rotating the cylinder either clockwise or counterclockwise.

NOTE: An LED at the bottom of the cylinder will flash green after the Bluetooth has been successfully activated.

2. Open the TRACcess eKEY app and select **Open Device**.
3. Enter your PIN Code, and if needed, an Access Code.
4. Select **Begin**.
5. Wait for an eKEY success message to appear then rotate the padlock's cylinder clockwise until the shackle releases.



How to Open the *TRACcess Padlock* with *eKEY*

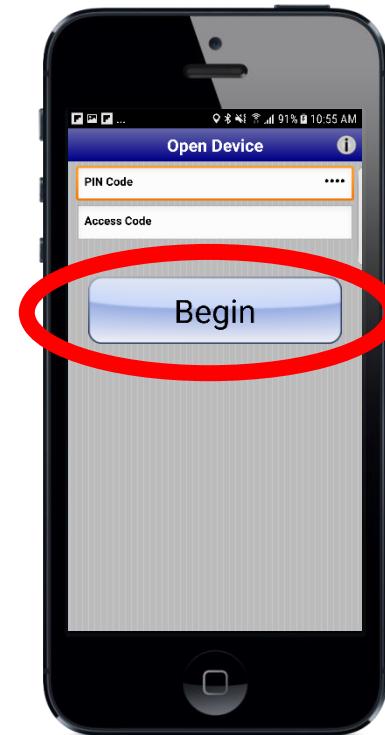
Android Apple

4. Select **Begin**

1. Turn on the padlock's Bluetooth by pressing the center of the cylinder's bottom and *simultaneously* rotating the cylinder either clockwise or counterclockwise.

NOTE: An LED at the bottom of the cylinder will flash green after the Bluetooth has been successfully activated.

2. Open the TRACcess eKEY app and select **Open Device**.
3. Enter your PIN Code, and if needed, an Access Code.
4. Select **Begin**.
5. Wait for an eKEY success message to appear then rotate the padlock's cylinder clockwise until the shackle releases.



How to Open the *TRACcess Padlock* with *eKEY*

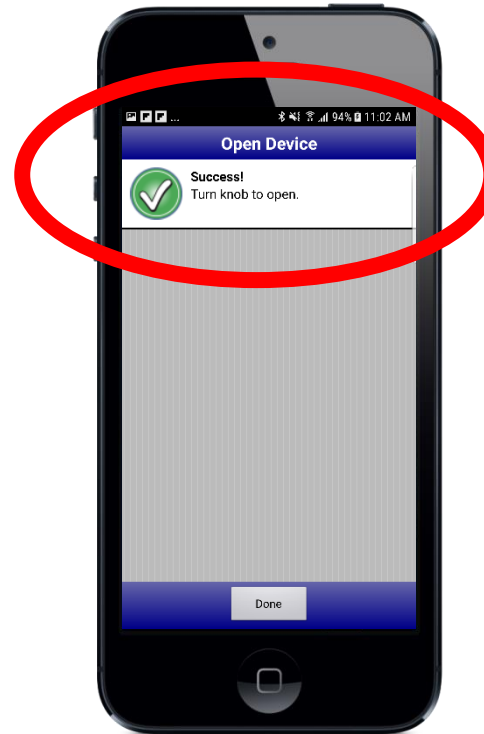
Android Apple

5. Release the shackle

1. Turn on the padlock's Bluetooth by pressing the center of the cylinder's bottom and *simultaneously* rotating the cylinder either clockwise or counterclockwise.

NOTE: An LED at the bottom of the cylinder will flash green after the Bluetooth has been successfully activated.

2. Open the TRACcess eKEY app and select **Open Device**.
3. Enter your PIN Code, and if needed, an Access Code.
4. Select **Begin**.
5. Wait for an eKEY success message to appear then rotate the padlock's cylinder clockwise until the shackle releases.



For the latest information, visit us at
www.tracessmanager.com.

Select **Downloads and Resources** for instructional videos,
How-To's, and more.



©2018 United Technologies Corporation. All rights reserved. Supra® and TRACcess® are registered trademarks of United Technologies Corporation. iPhone® is a registered trademark of Apple, Inc. Android™ is a trademark of Google, LLC. Bluetooth® is a registered trademark of Bluetooth SIG. Wi-Fi® is a registered trademark of Wi-Fi Alliance. IOS® is a registered trademark of Cisco Systems, Inc. Other trade names used in this document may be trademarks or registered trademarks of the manufacturers or vendors of the respective products.

