

# How to *Open a TRACcess<sup>®</sup> BT Smart Device*

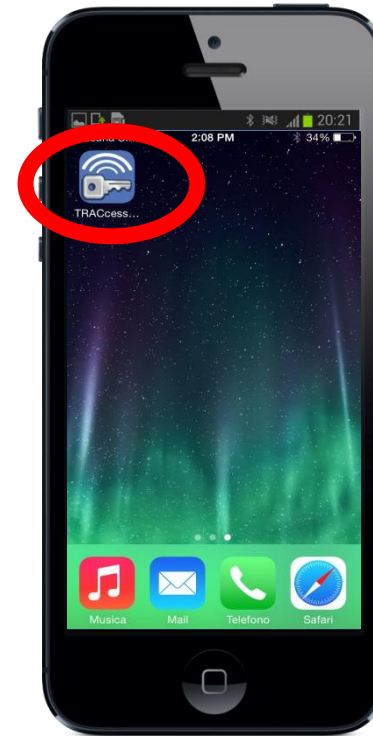
For Supra-Hosted Customers

**Android<sup>™</sup>**

**Apple<sup>®</sup>** (*4s and newer*)

**BlackBerry<sup>®</sup>**

1. Open the TRACcess<sup>®</sup> eKEY<sup>®</sup> app.



1. Open the TRACcess eKEY app.
2. Tap **Open Device**.
3. Enter the PIN Code.
4. Enter Access Code if required.
5. Tap **Begin**.
6. Turn on the TRACcess device.
7. Open the TRACcess device.



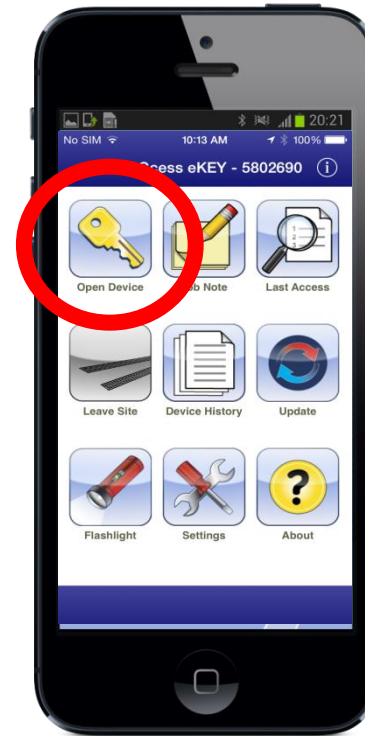
# How to *Open a TRACcess BT Smart Device*

For Supra-Hosted Customers

**Android**  
**Apple (4s and newer)**  
**BlackBerry**

2. Tap **Open Device**.

1. Open the TRACcess eKEY app.
2. Tap **Open Device**.
3. Enter the PIN Code.
4. Enter Access Code if required.
5. Tap **Begin**.
6. Turn on the TRACcess device.
7. Open the TRACcess device.



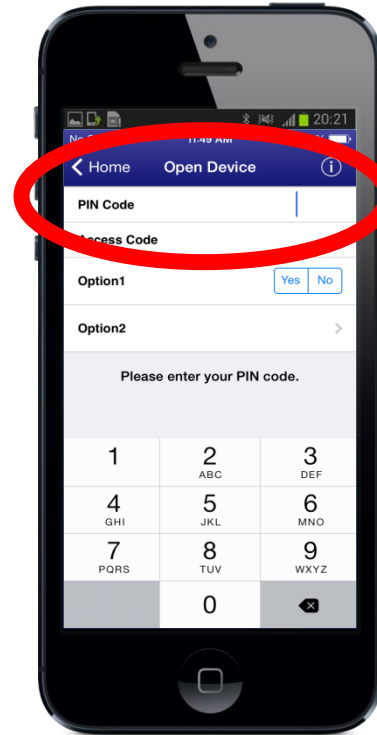
# How to *Open a TRACcess BT Smart Device*

For Supra-Hosted Customers

**Android**  
**Apple (4s and newer)**  
**BlackBerry**

3. Enter the PIN Code.

1. Open the TRACcess eKEY app.
2. Tap **Open Device**.
3. Enter the PIN Code.
4. Enter Access Code if required.
5. Tap **Begin**.
6. Turn on the TRACcess device.
7. Open the TRACcess device.



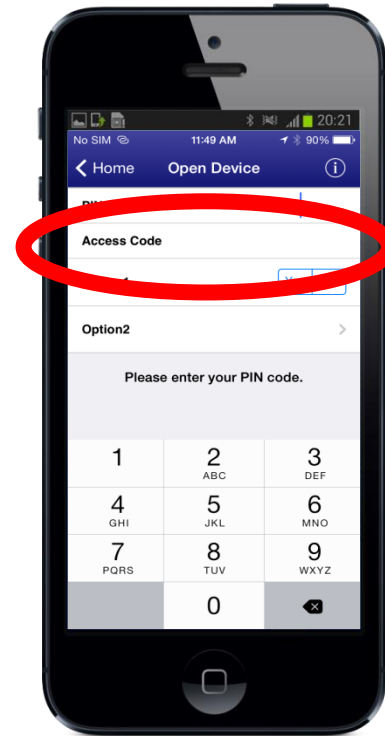
# How to *Open a TRACcess BT Smart Device*

For Supra-Hosted Customers

**Android**  
**Apple (4s and newer)**  
**BlackBerry**

4. Enter the Access Code.

1. Open the TRACcess eKEY app.
2. Tap **Open Device**.
3. Enter the PIN Code.
4. Enter Access Code if required.
5. Tap **Begin**.
6. Turn on the TRACcess device.
7. Open the TRACcess device.



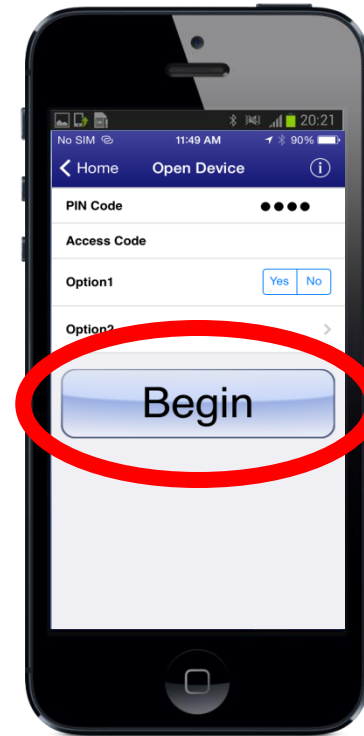
# How to *Open a TRACcess BT Smart Device*

For Supra-Hosted Customers

**Android**  
**Apple (4s and newer)**  
**BlackBerry**

5. Tap **Begin**.

1. Open the TRACcess eKEY app.
2. Tap **Open Device**.
3. Enter the PIN Code.
4. Enter Access Code if required.
5. Tap **Begin**.
6. Turn on the TRACcess device.
7. Open the TRACcess device.



# How to *Open a TRACcess BT Smart Device*

For Supra-Hosted Customers

**Android**  
**Apple (4s and newer)**  
**BlackBerry**

1. Open the TRACcess eKEY app.
2. Tap **Open Device**.
3. Enter the PIN Code.
4. Enter Access Code if required.
5. Tap **Begin**.
6. Turn on the TRACcess device.
7. Open the TRACcess device.

6. Turn on the TRACcess device.



# How to *Open a TRACcess BT Smart Device*

For Supra-Hosted Customers

**Android**  
**Apple (4s and newer)**  
**BlackBerry**

1. Open the TRACcess eKEY app.
2. Tap **Open Device**.
3. Enter the PIN Code.
4. Enter Access Code if required.
5. Tap **Begin**.
6. Turn on the TRACcess device.
7. Open the TRACcess device.

7. Open the TRACcess device.



For the latest information, visit us at  
[www.tracessmanager.com](http://www.tracessmanager.com).

Select **Downloads and Resources** for instructional videos,  
How-To's, and more.

