

How to *Install the TRACcess[®] eKEY[®]* *Application*

For Supra-Hosted Customers

Choose a platform

Android[™]



Apple[®]



BlackBerry[®]

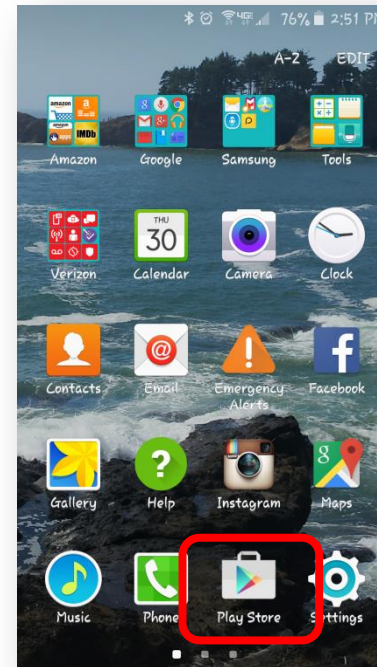


How to *Install the TRACcess eKEY Application on an Android™*

1. Open the phone's app store.

Android™

1. Open the app store on your phone.
2. In the search field type **eKEY**.
3. Tap **Install**.
4. Tap **ACCEPT**.
5. Open the eKEY app.

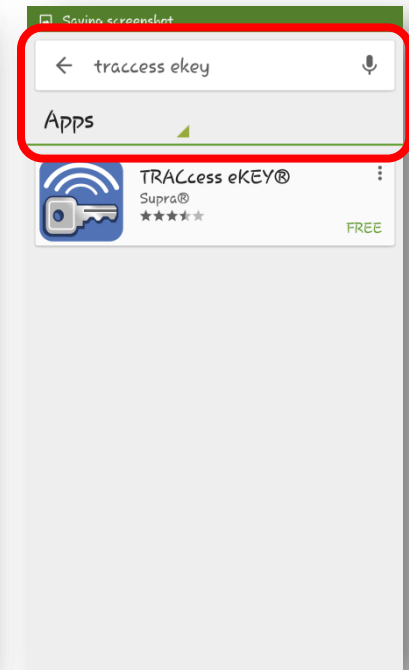
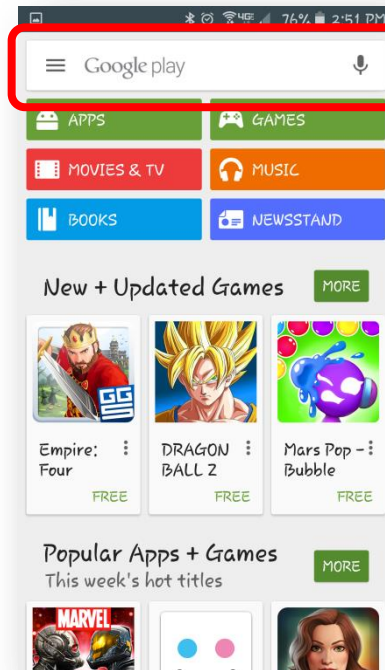


How to *Install the TRACcess eKEY Application on an Android*

Android

1. Open the app store on your phone.
2. In the search field type **eKEY**.
3. Tap **Install**.
4. Tap **ACCEPT**.
5. Open the eKEY app.

2. Search for eKEY®.




How to *Install the TRACcess eKEY Application on an Android*

3. Tap Install.

Android

1. Open the app store on your phone.
2. In the search field type **eKEY**.
3. Tap **Install**.
4. Tap **ACCEPT**.
5. Open the eKEY app.

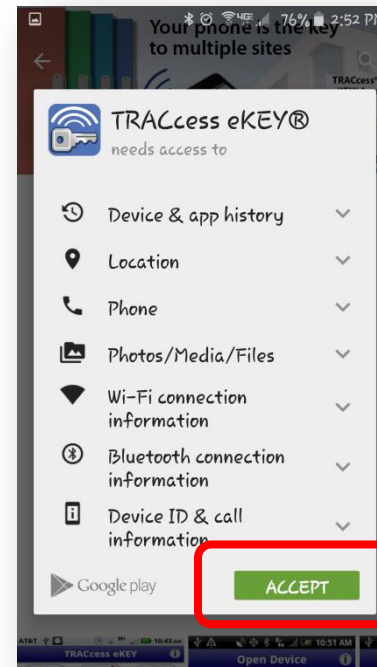


How to *Install the TRACcess eKEY Application on an Android*

4. Tap **ACCEPT**.

Android

1. Open the app store on your phone.
2. In the search field type **eKEY**.
3. Tap **Install**.
4. Tap **ACCEPT**.
5. Open the eKEY app.




How to *Install the TRACcess eKEY Application on an Android*

5. Open the eKEY app.

Android

1. Open the app store on your phone.
2. In the search field type **eKEY**.
3. Tap **Install**.
4. Tap **ACCEPT**.
5. Open the eKEY app.

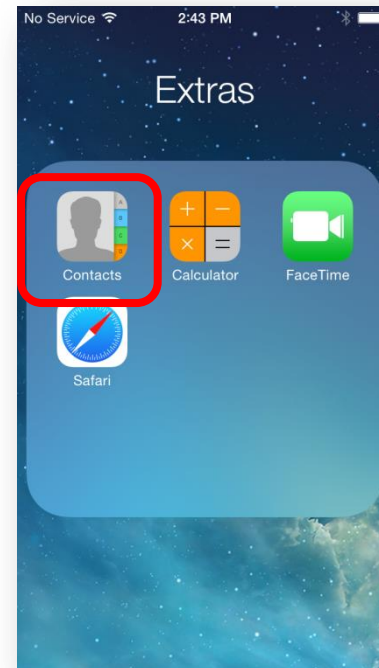


How to *Install the TRACcess eKEY Application on an Apple® device*

1. Open the phone's app store.

Apple®

1. Open the app store on your phone.
2. In the search field type **eKEY**.
3. Tap **Get**.
4. Tap **Install**.
5. Open the eKEY app.

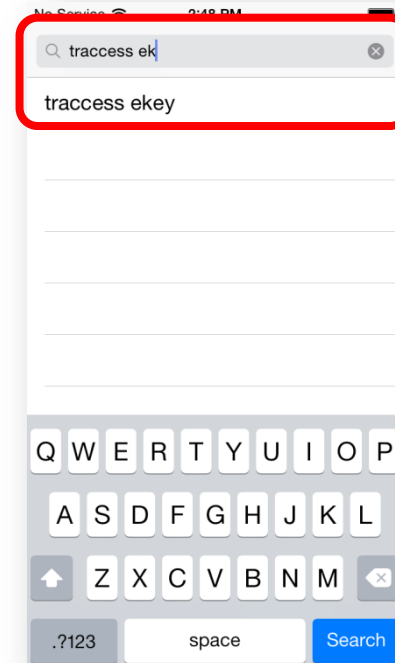


How to *Install the TRACcess eKEY Application on an Apple device*

2. Search for eKEY®.

Apple

1. Open the app store on your phone.
2. In the search field type **eKEY**.
3. Tap **Get**.
4. Tap **Install**.
5. Open the eKEY app.

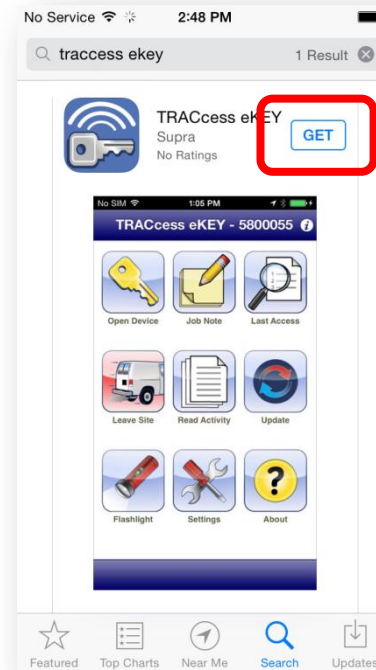


How to *Install the TRACcess eKEY Application on an Apple device*

3. Tap **Get**.

Apple

1. Open the app store on your phone.
2. In the search field type **eKEY**.
3. Tap **Get**.
4. Tap **Install**.
5. Open the eKEY app.

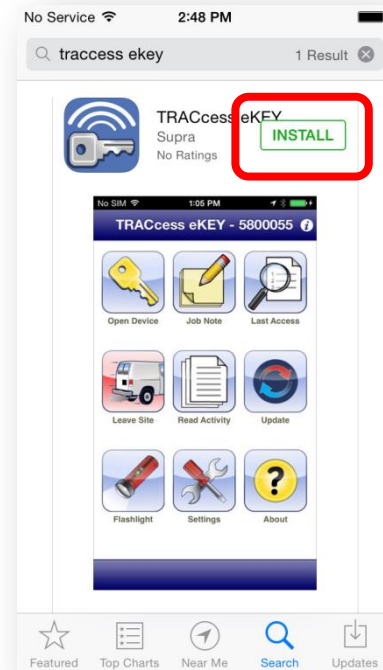


How to *Install the TRACcess eKEY Application on an Apple device*

4. Tap Install.

Apple

1. Open the app store on your phone.
2. In the search field type **eKEY**.
3. Tap **Get**.
4. Tap **Install**.
5. Open the eKEY app.

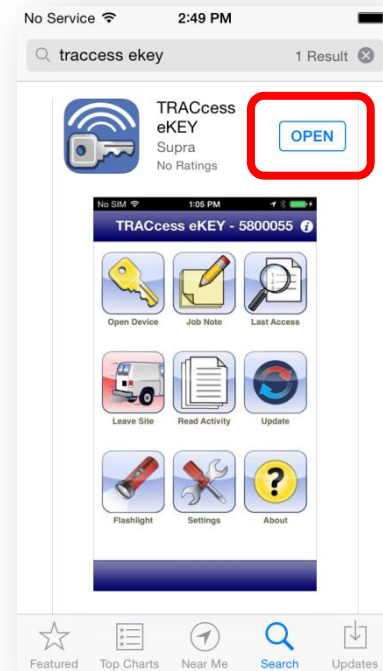


How to *Install the TRACcess eKEY Application on an Apple device*

5. Open the eKEY app.

Apple

1. Open the app store on your phone.
2. In the search field type **eKEY**.
3. Tap **Get**.
4. Tap **Install**.
5. Open the eKEY app.



How to *Install the TRACcess eKEY®* *Application on a BlackBerry®*

BlackBerry®

1. Open the app store on your phone.
2. In the search field type **TRACcess eKEY®**.
3. Confirm permission changes, if applicable.
4. Press the BlackBerry **Menu** button.
5. Press **Save**.



For the latest information, visit us at
www.tracessmanager.com.

Select **Downloads and Resources** for instructional videos,
How-To's, and more.

